

Shareholding Pattern under Regulation 31 of SEBI (Listing Obligations and Disclosures Requirements) Regulations, 2015			
1.	Name of Listed Entity: DECCAN CEMENTS LIMITED		
2.	Scrip Code : 502137 (BSE), & DECCANCE (NSE)	Name of Scrip: DECCAN CEMENTS LIMITED	Class of Security: EQUITY
3.	Share Holding Pattern Filed under: Reg.31(1)(a)/Reg.31(1)(b)/Reg.31(1)(c):	Reg. 31(1)(b)	
	a. if under 31(1)(b) then indicate the report for quarter ending	31st March 2016	
	b. if under 31(1)(c) then indicate date of allotment/extinguishment	Not Applicable	
4.	Declaration : The Listed entity is required to submit the following declaration to the extent of submission of information:		
	Particulars	YES*	NO*
a	Whether the Listed Entity has issued any partly paid up shares	-	NO*
b	Whether the Listed Entity has issued any Convertible Securities or Warrants?	-	NO*
c	Whether the Listed Entity has any shares against which depository receipts are issued?	-	NO*
d	Whether the Listed Entity has any shares in locked-in?	-	NO*
e	Whether any shares held by promoters are pledge or otherwise encumbered?	-	NO*
*if the Listed Entity selects the option 'NO' for the questions above, the columns for the partly paid up shares, Outstanding Convertible Securities / Warrants, depository receipts, locked-in shares, No of shares pledged or otherwise encumbered by promoters, as applicable, shall not be displayed at the time of dissemination on the Stock Exchange website. Also wherever there is 'No' declared by Listed entity in above table the values will be considered as 'Zero' by default on submission of the format of holding of specified securities.			
5	The tabular format for disclosure of holding of specified securities is as follows:		




Table I - Summary Statement holding of specified securities

Category	Category of Shareholder	No of Shareholders	No of fully paid up equity shares held	No of Partly paid-up equity shares held	No of Shares Underlying Depository Receipts	Total No of Shares Held (VII) = (IV)+(V)+(VI)	Shareholding as a % of total no of shares (As a % of (A+B+C))	Number of Voting Rights held in each class of securities			No of Shares Underlying Outstanding convertible securities (Including Warrants)	Shareholding as a % assuming full conversion of convertible Securities (as a percentage of diluted share capital)	Number of Locked In Shares		Number of Shares pledged or otherwise encumbered		Number of equity shares held in dematerialized form	
								No of Voting Rights		Total as a % of (A+B+C)			No.	As a % of total Shares held	No.	As a % of total Shares held		
								Class X	Class Y									Total
(I)	(II)	(III)	(IV)	(V)	(VI)	(VII)	(VIII)	(IX)			(X)	(XI)	(XII)		(XIII)	(XIV)		
(A)	Promoter & Promoter Group	15	3935274	0	0	3935274	56.19	3935274	0	3935274	56.19	0	56.19	0	0.00	0	0.00	3934474
(B)	Public	5563	3068476	0	0	3068476	43.81	3068476	0	3068476	43.81	0	43.81	0	0.00	NA	NA	2820041
(C)	Non Promoter-Non Public																	
(C1)	Shares underlying DRs	0	0	0	0	0	NA	0	0	0	0.00	0	NA	0	0.00	NA	NA	0
(C2)	Shares held by Employees Trusts	0	0	0	0	0	0.00	0	0	0	0.00	0	0.00	0	0.00	NA	NA	0
	<b>Total:</b>	<b>5578</b>	<b>7003750</b>	<b>0</b>	<b>0</b>	<b>7003750</b>	<b>100.00</b>	<b>7003750</b>	<b>0</b>	<b>7003750</b>	<b>100.00</b>	<b>0</b>	<b>100.00</b>	<b>0</b>	<b>0.00</b>	<b>0</b>	<b>0.00</b>	<b>6754515</b>




Table II - Statement showing shareholding pattern of the Promoter and Promoter Group

Category	Category & Name of the Shareholder	PAN	No of Shareholders	No of fully paid up equity shares held	No of Partly paid-up equity shares held	No of Shares Underlying Depository Receipts	Total No of Shares Held (IV+V+VI)	Shareholding as a % of total no of shares (calculated as per SCRR, 1957 (VIII) As a % of (A+B+C2)	Number of Voting Rights held in each class of securities			No of Shares Underlying Outstanding convertible securities (including Warrants)	Shareholding as a % assuming full conversion of convertible Securities (as a percentage of diluted share capital) [(VII)+(X) As a % of (A+B+C2)]	Number of Locked in Shares		Number of Shares pledged or otherwise encumbered		Number of equity shares held in dematerialized form	
									No of Voting Rights					Total as a % of (A+B+C)	No.	As a % of total Shares held	No.		As a % of total Shares held
									Class X	Class Y	Total								
	(I)	(II)	(III)	(IV)	(V)	(VI)	(VII)	(VIII)	(IX)			(X)	(XI)	(XII)		(XIII)	(XIV)		
(1)	Indian																		
(a)	Individuals/Hindu undivided Family		15	3935274	0	0	3935274	56.19	3935274	0	3935274	56.19	0	56.19	0	0.00	0	0.00	3934474
	MANTHENA BANGAR RAJU*	ADMPM6021A	2	503343	0	0	503343	7.19	503343	0	503343	7.19	0	7.19	0	0.00	0	0.00	503343
	MANTHENA BANGARRAJU HUF	AAMHM0856Q	1	154235	0	0	154235	2.20	154235	0	154235	2.20	0	2.20	0	0.00	0	0.00	154235
	LAKSHMI MANTHENA**	AARPM4753D	2	65050	0	0	65050	0.93	65050	0	65050	0.93	0	0.93	0	0.00	0	0.00	65050
	PARVATHI PENMETCHA	AAOPP2418F	2	19003	0	0	19003	0.27	19003	0	19003	0.27	0	0.27	0	0.00	0	0.00	19003
(b)	Central Governments/State Governments)		0	0	0	0	0	0.00	0	0	0	0.00	0	0.00	0	0.00	0	0.00	0
(c)	Financial Institutions/Banks		0	0	0	0	0	0.00	0	0	0	0.00	0	0.00	0	0.00	0	0.00	0
(d)	Any Other		0	0	0	0	0	0.00	0	0	0	0.00	0	0.00	0	0.00	0	0.00	0
	Bodies Corporates:																		
	MELVILLE FIRVEST LIMITED	AABCM3925E	1	2301856	0	0	2301856	32.87	2301856	0	2301856	32.87	0	32.87	0	0.00	0	0.00	2301856
	SATYASAI INVESTMENTS & LEASING LIMITED	AAACS8238B	1	523737	0	0	523737	7.48	523737	0	523737	7.48	0	7.48	0	0.00	0	0.00	523737
	DCL SECURITIES LIMITED	AAACD7077N	1	256000	0	0	256000	3.66	256000	0	256000	3.66	0	3.66	0	0.00	0	0.00	256000
	DCL EXIM LIMITED	AAACD7996B	1	87800	0	0	87800	1.25	87800	0	87800	1.25	0	1.25	0	0.00	0	0.00	87800
	Person Acting in Concert (PAC):																		
	ANIRUDH RAJU PENMETCHA	BAIPP8962K	1	11400	0	0	11400	0.16	11400	0	11400	0.16	0	0.16	0	0.00	0	0.00	11400
	AISHWARYA PENMETCHA	BRUPP3780Q	1	10750	0	0	10750	0.15	10750	0	10750	0.15	0	0.15	0	0.00	0	0.00	10750
	P VARUN RAJU KUMAR	AJNPP0555D	1	1000	0	0	1000	0.01	1000	0	1000	0.01	0	0.01	0	0.00	0	0.00	1000
	PENUMATCHA VENKATA RAMACHANDRA RAJU	AEJPP5916R	1	800	0	0	800	0.01	800	0	800	0.01	0	0.01	0	0.00	0	0.00	800
	VENUGOPAL RAJU PENMETCHA	AFJPP5202K	1	300	0	0	300	0.00	300	0	300	0.00	0	0.00	0	0.00	0	0.00	300
	Sub-Total [A][1]		15	3935274	0	0	3935274	56.19	3935274	0	3935274	56.19	0	56.19	0	0.00	0	0.00	3934474
(2)	Foreign																		
(a)	Individuals (Non-Resident Individuals/Foreign Individuals)		0	0	0	0	0	0.00	0	0	0	0.00	0	0.00	0	0.00	0	0.00	0
(b)	Government		0	0	0	0	0	0.00	0	0	0	0.00	0	0.00	0	0.00	0	0.00	0
(c)	Institutions		0	0	0	0	0	0.00	0	0	0	0.00	0	0.00	0	0.00	0	0.00	0
(d)	Foreign Portfolio Investor		0	0	0	0	0	0.00	0	0	0	0.00	0	0.00	0	0.00	0	0.00	0
(e)	Any Other		0	0	0	0	0	0.00	0	0	0	0.00	0	0.00	0	0.00	0	0.00	0
	Sub-Total [A][2]		0	0	0	0	0	0.00	0	0	0	0.00	0	0.00	0	0.00	0	0.00	0
	Total Shareholding of Promoter and Promoter Group [A]=[A][1]+[A][2]		15	3935274	0	0	3935274	56.19	3935274	0	3935274	56.19	0	56.19	0	0.00	0	0.00	3934474

\* MANTHENA BANGAR RAJU (PAN: ADMPM6021A) 423343 Single Holding and with LAKSHMI MANTHENA (PAN: AARPM4753D) 80000 Joint Holding.

\*\* LAKSHMI MANTHENA (PAN: AARPM4753D) 48750 Single Holding and with MANTHENA BANGAR RAJU (PAN: ADMPM6021A) 16300 Joint Holding.





Table III - Statement showing shareholding pattern of the Public shareholder

Category	Category & Name of the Shareholder	PAN	No of Shareholders	No of fully paid up equity shares held	No of Partly paid-up equity shares held	No of Shares Underlying Depository Receipts	Total No of Shares Held [(V)+(V)+(VI)]	Shareholding as a % of total no of shares (A+B+C)	Number of Voting Rights held in each class of securities			No of Shares Outstanding Underlying convertible securities (including Warrants)	Shareholding as a % assuming full conversion of convertible Securities (as a percentage of diluted share capital)	Number of Locked in Shares		Number of Shares pledged or otherwise encumbered		Number of equity shares held in dematerialized form	
									No of Voting Rights					Total as a % of (A+B+C)	No.	As a % of total Shares held	No.		As a % of total Shares held
									Class X	Class Y	Total								
	(I)	(II)	(III)	(IV)	(V)	(VI)	(VII)	(VIII)	(IX)			(X)	(XI)	(XII)		(XIII)		(XIV)	
(1)	Institutions																		
(a)	Mutual Funds		6	369797	0	0	369797	5.28	369797	0	369797	5.28	0	5.28	0	0.00	NA	NA	367297
	UTI-MID CAP FUND	AAATU1068L	1	349861	0	0	349861	4.99	349861	0	349861	4.99	0	4.99	0	0.00	NA	NA	349861
(b)	Venture Capital Funds		0	0	0	0	0	0.00	0	0	0	0.00	0	0.00	0	0.00	NA	NA	0
(c)	Alternate Investment Funds		0	0	0	0	0	0.00	0	0	0	0.00	0	0.00	0	0.00	NA	NA	0
(d)	Foreign Venture Capital Investors		0	0	0	0	0	0.00	0	0	0	0.00	0	0.00	0	0.00	NA	NA	0
(e)	Foreign Portfolio Investors		2	1950	0	0	1950	0.03	1950	0	1950	0.03	0	0.03	0	0.00	NA	NA	1600
(f)	Financial Institutions/Banks		4	4185	0	0	4185	0.06	4185	0	4185	0.06	0	0.06	0	0.00	NA	NA	3691
(g)	Insurance Companies		0	0	0	0	0	0.00	0	0	0	0.00	0	0.00	0	0.00	NA	NA	0
(h)	Provident Funds/Pension Funds		0	0	0	0	0	0.00	0	0	0	0.00	0	0.00	0	0.00	NA	NA	0
(i)	Any Other																		
	Sub Total (B)(1)		12	375932	0	0	375932	5.37	375932	0	375932	5.37	0	5.37	0	0.00	NA	NA	372584
(2)	Central Government/State Government(s)/President of India		0	0	0	0	0	0.00	0	0	0	0.00	0	0.00	0	0.00	NA	NA	0
	Sub Total (B)(2)		0	0	0	0	0	0.00	0	0	0	0.00	0	0.00	0	0.00	NA	NA	0
(3)	Non-Institutions																		
(a)	Individual shareholders holding nominal share capital up to Rs.2 lakhs		5279	1223234	0	0	1223234	17.47	1223234	0	1223234	17.47	0	17.47	0	0.00	NA	NA	983903
	Individual shareholders holding nominal share capital in excess of Rs. 2 Lakhs		3	82720	0	0	82720	1.18	82720	0	82720	1.18	0	1.18	0	0.00	NA	NA	82720
(b)	NBFCs Registered with RBI		1	80	0	0	80	0.00	80	0	80	0.00	0	0.00	0	0.00	NA	NA	80
(c)	Employee Trusts		0	0	0	0	0	0.00	0	0	0	0.00	0	0.00	0	0.00	NA	NA	0
(d)	Overseas Depositories (Holding DRs)(Balancing figure)		0	0	0	0	0	0.00	0	0	0	0.00	0	0.00	0	0.00	NA	NA	0
(e)	Any Other																		
	TRUSTS		1	500	0	0	500	0.01	500	0	500	0.01	0	0.01	0	0.00	NA	NA	500
	NON RESIDENT INDIANS		23	691813	0	0	691813	9.88	691813	0	691813	9.88	0	9.88	0	0.00	NA	NA	691813
	CLEARING MEMBERS		22	4906	0	0	4906	0.07	4906	0	4906	0.07	0	0.07	0	0.00	NA	NA	4906
	BODIES CORPORATES		222	689291	0	0	689291	9.84	689291	0	689291	9.84	0	9.84	0	0.00	NA	NA	683531
	IL AND FS TRUST CO LTD	AAAC6832K	1	469841	0	0	469841	6.71	469841	0	469841	6.71	0	6.71	0	0.00	NA	NA	469841
	KESWANI MARESH	AAAXPH7866C	1	349550	0	0	349550	4.99	349550	0	349550	4.99	0	4.99	0	0.00	NA	NA	349550
	RICKY ISHWARDAS KIRPALANI	AA8PK3275E	2	329898	0	0	329898	4.71	329898	0	329898	4.71	0	4.71	0	0.00	NA	NA	329898
	Sub Total (B)(3)		5551	2692544	0	0	2692544	38.44	2692544	0	2692544	38.44	0	38.44	0	0.00	NA	NA	2447453
	Total Public Shareholding (B) = (B)(1)+(B)(2)+(B)(3)		5563	3068476	0	0	3068476	43.81	3068476	0	3068476	43.81	0	43.81	0	0.00	NA	NA	2820041



**Details of the Shareholders acting as persons in Concert including their shareholding (No. and %) as on 31/03/2016**

Sno	Name of Person Acting in Concert (PAC)	Shares held	% Equity
1	IL AND FS TRUST CO LTD	469841	6.71
2	KESWANI HARESH	349550	4.99
3	RICKY ISHWARDAS KIRPALANI	329898	4.71
4	JOHNNY KIRPALANI	10518	0.15
5	POONAM I KIRPALANI	11450	0.16
6	ALISHA KIRPALANI 'JOHNNY KIRPALANI	6514	0.09
	<b>Total</b>	<b>1177771</b>	<b>16.82</b>



Table IV - Statement showing shareholding pattern of the Non Promoter - Non Public Shareholder

Category	Category & Name of the Shareholder	PAN	No of Shareholders	No of fully paid up equity shares held	No of Partly paid-up equity shares held	No of Shares Underlying Depository Receipts	Total No of Shares Held (IV+V+VI)	Shareholding as a % of total no of shares (A+B+C2)	Number of Voting Rights held in each class of securities			No of Shares Underlying Outstanding convertible securities (including Warrants)	Shareholding as a % assuming full conversion of convertible Securities (as a percentage of diluted share capital)	Number of Locked in Shares		Number of Shares pledged or otherwise encumbered		Number of equity shares held in dematerialized form	
									No of Voting Rights					Total as a % of (A+B+C)	No.	As a % of total Shares held	No.		As a % of total Shares held
									Class X	Class Y	Total								
	(I)	(II)	(III)	(IV)	(V)	(VI)	(VII)	(VIII)	(IX)			(X)	(XI)	(XII)		(XIII)	(XIV)		
(1)	Custodian/DR Holder		0	0	0	0	0	0.00	0	0	0	0.00	0	0.00	0	0.00	NA	NA	0
(2)	Employee Benefit Trust (under SEBI(Share based Employee Benefit) Regulations 2014)		0	0	0	0	0	0.00	0	0	0	0.00	0	0.00	0	0.00	NA	NA	0
	<b>Total Non-Promoter-Non Public Shareholding (C)</b> <b>= (C1)+(C2)</b>		0	0	0	0	0	0.00	0	0	0	0.00	0	0.00	0	0.00			0

